



LOS ANGELES COUNTY
Registrar-Recorder/County Clerk

MEDIA KIT

NOVEMBER 8, 2016

★ ★ ★ GENERAL ELECTION ★ ★ ★



LAvote.net

MESSAGE FROM THE REGISTRAR OF VOTERS



On November 8, more than 5 million registered voters in Los Angeles County will have the opportunity to participate in an exciting Presidential election.

This year, we are not only electing the next President of the United States. The ballot also features an open contest for US Senator, 17 statewide ballot measures, two county measures and 58 local jurisdiction measures. In Los Angeles County, we are also electing two new members to the Board of Supervisors.

The ballot is substantial, that is why information is key.

Our Department wants to offer you the resources you need to cover this complex election.

This media kit is meant to help you understand what this election consists of, but it also provides a good snapshot of the size and complexity of the County's electorate.

Every election is different, but what never changes is our commitment to ensuring all voters have a secure and fair voting experience.

We have been working tirelessly to ensure that November 8th will provide a great voting experience to all LA County registered voters to exercise their democratic right to vote. With more than 24,000 pollworkers on board, we are ready to carry out that mission.

For more information on the upcoming November election, visit LAVote.net.

We will also be keeping you up to date on all the latest election information on all of our social media accounts. Make sure to follow us on Twitter, Facebook and Instagram @lacountyrrcc.

Sincerely,

A handwritten signature in black ink that reads "Dean C. Logan". The signature is written in a cursive, flowing style.

DEAN C. LOGAN
Registrar-Recorder/County Clerk
Los Angeles County

TABLE OF CONTENTS

PAGE 1.	Message from the Registrar of Voters
PAGE 3.	About This Election
PAGE 4.	Los Angeles County Statistics
PAGE 5.	California State Statistics
PAGE 6.	Voting Options
PAGE 7.	Supported Languages
PAGE 8.	Electoral Profile
PAGE 9.	Voter Registration Statistics
PAGE 10.	Political Party Preference
PAGE 11-13.	Offices/ Districts
PAGE 11.	U.S. Congressional Districts
PAGE 12.	State Senate Districts
PAGE 12.	Supervisory Districts
PAGE 13.	State Assembly Districts
PAGE 14.	Historical Election Profile
PAGE 15.	Ballots Processing Trend
PAGE 16.	Media & Communications
PAGE 17.	Transporting Ballots For Tabulation
PAGE 18.	Canvass: Finalizing The Vote
PAGE 19.	Election Canvass Schedule
PAGE 20.	Requesting A Recount



ABOUT THIS ELECTION



Party Nominated Office

President of the United States

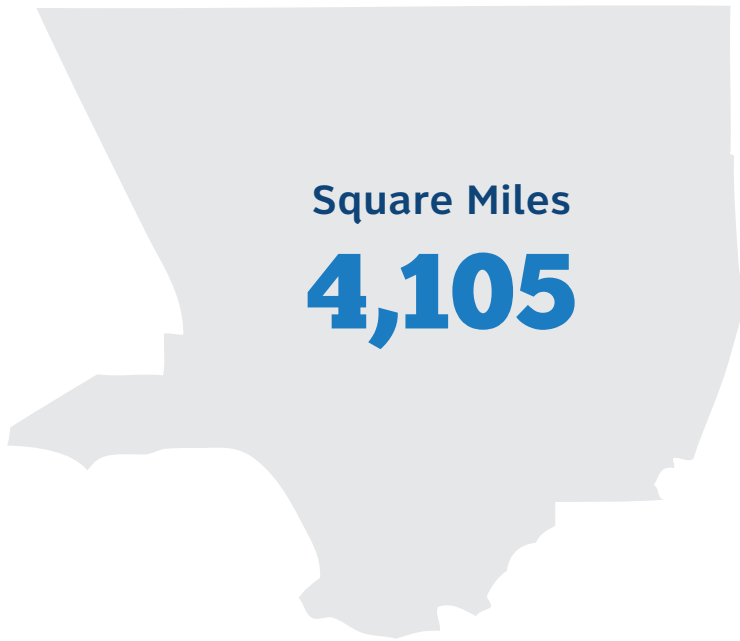
Voter Nominated Offices

U.S. Senator
U.S. Representative
State Senator
Member of the State Assembly

Nonpartisan Offices

Superior Court Judge
County Offices (4th and 5th Districts)
Local Offices

LOS ANGELES COUNTY STATISTICS



Total Population

10.2 million

Estimated from Dept. of Finance

Eligible Population of Voters

6.2 million

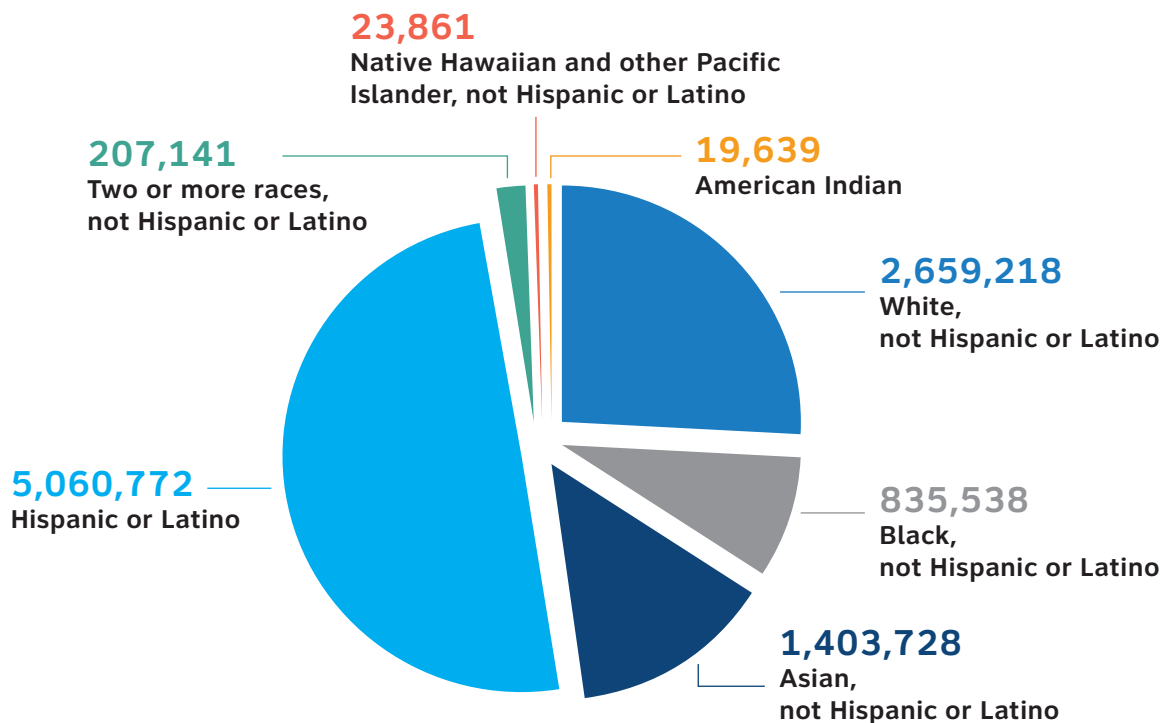
Estimated by SOS as of October 2016

Registered Voters

5.1 million

As of October 2016

Estimates of Population of Race and Ethnicity in L.A. County



Based on 2014 California Department of Finance Report

CALIFORNIA STATE STATISTICS



Total Population of CA (2014)

38.8 million

US Census Bureau

Eligible Population of Voters

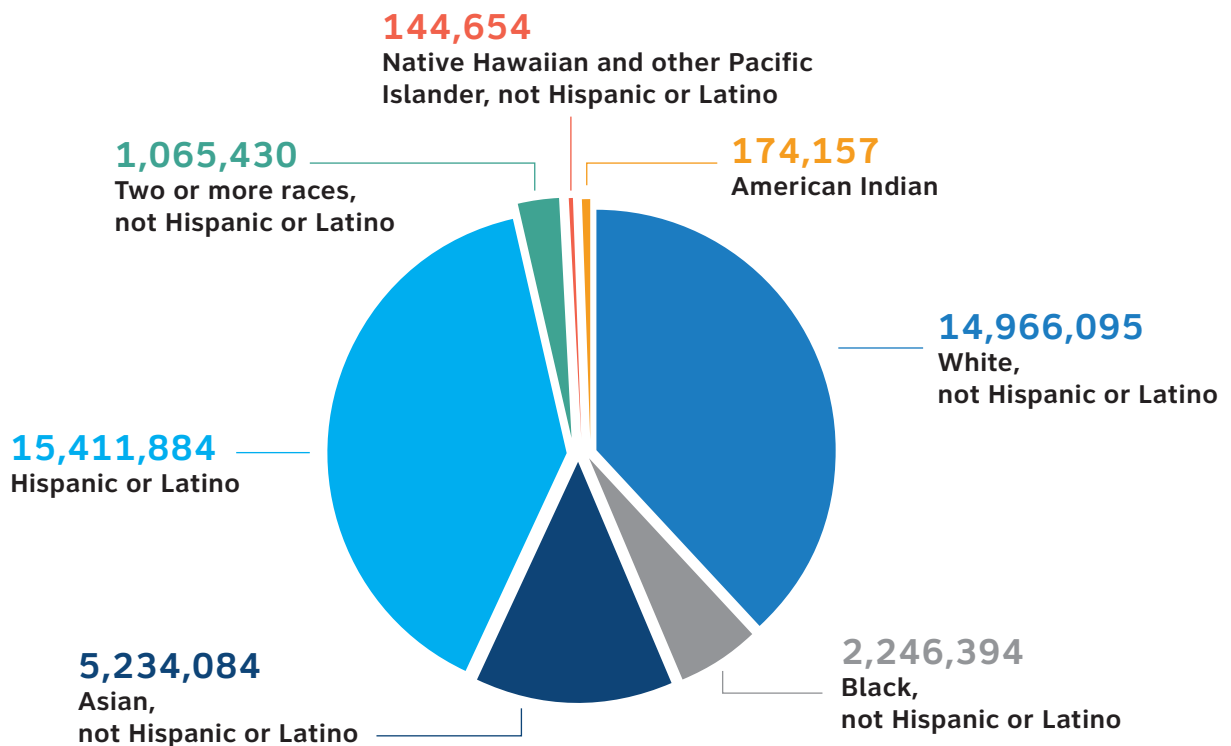
24.4 million

Registered Voters

18.2 million

Percent: 73%

Estimates of Population of Race and Ethnicity in CA



Based on 2014 California Department of Finance Report

VOTING OPTIONS

Vote by Mail (VBM)

Voters may apply for a VBM ballot using the application printed on the back of the sample ballot or online at LAvote.net.

When voters receive their VBM ballot, they may mark it and insert it into the envelope provided. Voters must make sure that all required information is completed.

Voters can return their VBM ballot by mail before Election Day or drop it off at any polling location on Election Day.

Prior to Election Day Vote by Mail voters have the option to drop off their VBM ballot at one of 76 convenient ballot drop-off locations throughout LA County. To find the nearest location and information on the hours, please visit LAvote.net.

Voters who applied for a Vote by Mail ballot can check the status of their ballot online. Please note, beginning January 1, 2015 all Vote by Mail ballots postmarked by Election Day will be counted if received within three days by the Registrar-Recorder/County Clerk (E.C. § 3020).

Vote Early

Voters can vote up to 29 days before Election Day.

Early voting takes place at the Registrar-Recorder/County Clerk headquarters: 12400 Imperial Hwy., Room 3002, Norwalk, CA 90650.

The RR/CC is open Monday through Friday, from 8 a.m. to 5 p.m.

The RR/CC is open on the weekends of October 29th-30th, and November 5th-6th from 8 a.m. to 4 p.m. for early voting.

In addition to our Norwalk HQ we will have five (5) additional Weekend Early Voting locations in: West Covina, Culver City, North Hollywood, Torrance and Lancaster. For more information with addresses and times please visit LAvote.net.

Vote at a Polling Place

Voters can find the address for their polling place on the back of their sample ballot booklet or online at LAvote.net.

Once voters are at their polling place, they will check in and sign the Roster of Voters.

The pollworker will give voters an official ballot card and direct them to a voting booth.

Voters will step into their individual booth and cast their vote. If needed, the pollworker can show them how to use the voting equipment to cast their vote.

When a voter has finished voting, he or she will need to insert the ballot into the Precinct Ballot Reader (PBR). The PBR checks ballots for errors.

Vote by Mail Ballots Turned in at the Polling Place

Many Vote by Mail voters drop off their ballots at a polling place or at the RR/CC HQ on Election Day. The RR/CC receives these ballots very late on Election Night. All Vote by Mail ballots must be pre-processed before they are counted. The RR/CC must verify every Vote by Mail voter's signature prior to opening the Vote by Mail ballot envelopes to remove the ballots in preparation for counting. Vote by Mail voters who choose to vote at their polling place on Election Day may do so, but they must bring their VBM ballot to surrender at their polling place.

Provisional Ballots

Provisional ballots are issued at the polls when a voter's name is not listed on the poll roster, or when our records indicate the voter was already sent a Vote by Mail ballot. Provisional ballots are sealed in special envelopes at the polls and must be individually researched and verified at the RR/CC before ballots are counted or rejected, in accordance with election laws. Once a Provisional voter's eligibility to vote is verified, the ballot is then counted.

Services for Voters with Specific Needs

Numerous election services are provided to voters with specific needs. Contact Special Services liaison Julia Keh at (562) 462-2754 or jkeh@rrcc.lacounty.gov.

SUPPORTED LANGUAGES



Languages	Voters Requesting Materials
Chinese	27,116
Hindi	284
Japanese	1,961
Khmer/Cambodian	327
Korean	24,316
Spanish	144,705
Tagalog/Filipino	6,455
Thai	539
Vietnamese	7,120
TOTAL	212,823

Stats as of 10/2016

ELECTORAL PROFILE



Registered Voters

5,102,683

% Registered: 82.1%



Permanent Vote By Mail Voters

1,979,834

%PVBM: 38.8%



Military & Overseas Voters

32,893

PROFILE OF THE GENERAL ELECTION



Offices
142



Local Measures
58



County Measures
2



State Measures
17



Total Candidates
306



Election Precincts
4,988



Polling Places
4,523



VBM Precincts
465



Average Voters (per precinct)
690



Pollworkers
25,000



Ballot Groups
607



Est. Election Cost
\$42.51 million

Stats as of 10/2016

VOTER REGISTRATION STATISTICS










Voters by Age	Registered	% of Registered	PVBM	% PVBM of Registered
18-29	1,101,973	22%	488,584	44%
30-39	928,994	18%	336,273	36%
40-49	808,492	16%	277,614	34%
50-59	864,333	17%	292,229	34%
60-69	716,355	14%	273,244	38%
70-79	408,671	8%	177,832	44%
80+	272,785	5%	133,929	49%
No Birthdate*	1,080	0%	129	12%
TOTAL	5,102,683	100%	1,979,834	38.8%

*No Birthdate: No birthdate is indicated on the individual's voter registration. The eligibility of the voter was verified through other means, such as the state ID, state license number, or social security number.

Stats as of 10/2016

POLITICAL PARTY PREFERENCE

Qualified Parties	Registered	% of Registered	PVBM	% PVBM of Registered
 Democratic	2,651,641	52%	1,036,350	39%
 Republican	965,326	19%	389,025	40%
 NONE No Party Preference*	1,296,710	25%	481,109	37%
 American Independent	107,455	2%	44,592	41%
 Peace & Freedom	31,135	1%	7,926	25%
 Green Party Green	21,591	0%	7,918	37%
 Libertarian	28,825	1%	12,914	45%
TOTAL	5,102,683	100%	1,979,834	38.8%

*The "No Party Preference" group includes those who have no party preference, declined to state a party preference or chose a non-qualified political party.

Stats as of 10/2016

OFFICES/ DISTRICTS

U.S. Congressional Districts			
District	Registered Voters	PVBM	% PVBM of Registered
23 rd	43,441	20,027	46%
25 th	316,246	142,332	45%
26 th	6,149	2,823	46%
27 th	354,677	143,831	41%
28 th	422,939	171,392	41%
29 th	307,295	112,541	37%
30 th	424,108	173,902	41%
32 nd	317,761	115,411	36%
33 rd	476,049	205,229	43%
34 th	296,973	109,207	37%
35 th	61,468	21,984	36%
37 th	415,610	156,135	38%
38 th	349,842	127,175	36%
39 th	99,063	42,492	43%
40 th	265,514	86,691	33%
43 rd	367,423	139,516	38%
44 th	330,612	109,366	33%
47 th	247,513	99,780	4%

Stats as of 10/2016

OFFICES/ DISTRICTS

State Senate Districts			
District	Registered Voters	PVBM	% PVBM of Registered
21 st	317,640	144,472	45%
23 rd	27	15	56%
25 th	513,794	211,508	41%
27 th	364,213	153,973	42%
29 th	81,654	34,306	42%
33 rd	415,058	147,804	36%
35 th	472,122	173,013	37%

Supervisory Districts			
District	Registered Voters	PVBM	% PVBM of Registered
1 st	835,872	296,568	35%
2 nd	983,136	350,406	36%
3 rd	1,103,117	443,673	40%
4 th	1,087,217	431,673	40%
5 th	1,093,341	457,514	42%

Stats as of 10/2016

OFFICES/ DISTRICTS

State Assembly Districts			
District	Registered Voters	PVBM	% PVBM of Registered
36 th	205,167	96,052	47%
38 th	202,706	84,977	42%
39 th	220,585	78,544	36%
41 st	228,139	94,813	42%
43 rd	274,509	112,769	41%
44 th	6,149	2,823	46%
45 th	263,635	110,320	42%
46 th	238,544	95,013	40%
48 th	212,896	76,327	36%
49 th	201,319	78,567	39%
50 th	323,957	136,250	42%
51 st	217,992	75,551	35%
52 nd	61,766	22,121	36%
53 rd	175,510	66,297	38%
54 th	293,090	112,158	38%
55 th	81,654	34,306	42%
57 th	231,804	84,803	37%
58 th	224,705	79,896	36%
59 th	187,377	59,879	32%
62 nd	261,569	95,693	37%
63 rd	199,571	67,331	34%
64 th	228,939	73,202	32%
66 th	284,216	130,062	46%
70 th	276,884	112,080	40%

Stats as of 10/2016

HISTORICAL ELECTION PROFILE

Nov. 2, 2004

General Election

Estimated Cost:
\$24,080,984

Registered Voters:
3,901,106

American Independent	46,720
Democratic	1,630,670
Non-Partisan	1,518,799
Peace and Freedom	14,350
Republican	882,082

Ballots Cast:
3,085,562

Voter Turnout:
79.1%

Vote by Mail:
701,693

% of Turnout - VBM:
18%

Nov. 4, 2008

General Election

Estimated Cost:
\$41,414,055

Registered Voters:
4,111,642

American Independent	20,024
Democratic	576,901
Green	5,037
Libertarian	4,419
Non-Partisan	2,535,456
Peace and Freedom	3,605
Republican	331,606

Ballots Cast:
3,368,057

Voter Turnout:
81.92%

Vote by Mail:
810,222

% of Turnout - VBM:
19.7%

Nov. 6, 2012

General Election

Estimated Cost:
\$34,785,271

Registered Voters:
4,593,621

American Independent	108,871
Democratic	2,486,330
Green	24,543
Libertarian	25,674
Non-Partisan	1,143,586
Peace and Freedom	24,585
Republican	1,049,889

Ballots Cast:
3,326,704

Voter Turnout:
70.46%

Vote by Mail:
975,858

% of Turnout - VBM:
21.2%

BALLOTS PROCESSING TREND

Graph showing the statistical information on the rate of ballot tabulation from previous 2012 General Election.



Registration
4,593,621



Total Ballots Cast
3,236,704



Vote by Mail
975,828



Turnout
70.46%



Total precincts
4,993

% of Turnout VBM
21.24%

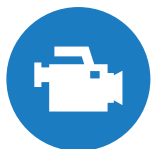
Time	Precincts Reporting	Ballots Processed
9:50pm	0.40%	454,140
11:00pm	14.74%	731,269
11:20pm	20.39%	845,519
11:40pm	33.63%	962,839
12:20am	42.92%	1,151,581
1:20am	52.17%	1,346,364
2:00am	60.42%	1,521,106
2:40am	70.10%	1,734,482
3:41am	83.88%	2,031,668
4:21am	94.61%	2,256,490
5:23am	100%	2,368,283

MEDIA & COMMUNICATIONS



Election Night Results and Information

Election Night results are available at LAvote.net. The first press bulletin with initial Vote by Mail ballot results will be issued at approximately 8:15 p.m. Results will be updated on the website on a flow basis as ballots are received, processed and tabulated.



Interview & Filming Requests

Please contact the Media and Communications section at [\(562\) 462-2648](tel:5624622648) or mediainfo@rrcc.lacounty.gov for interview and filming arrangements. This must be done before arriving to RR/CC headquarters or polling places.

Election Day is an exciting time for everyone! Reporters, broadcast journalists and various media representatives frequently request to visit the polls to take photos and videos of voting activity with advanced consent. All types of media outlets are welcome to cover a polling place with prior arrangements through the RR/CC's Media and Communications Section.



Media Can Take Photos and Videos of:

- The exterior of voting booths.
- Voters and/or Pollworkers – with their permission. Reporters and journalists are allowed to conduct exit polls, but must have permission from the voter and must be a minimum of 25 feet away from the door of the Polling Place.
- Precinct ballot readers in operation, as long as votes are not visible.
- Pollworkers, Sheriff's Deputies and other County employees processing and/or transporting the ballots in bags, carts and government vehicles.



Media Cannot Take Photos and Videos of:

- The inside of ballot booths while voters are occupying the booth.
- Voted ballots before they are deposited inside the Ballot Box (this violates voters' privacy).
- Anything that will obstruct or disrupt the voting process. For example, a camera blocking a voter from entering the Polling Place or flash photography.

Important Notice:

Activities construed as Electioneering* are prohibited within 100 feet of the Polling Place.

*Electioneering: The practice of working actively to secure votes for a candidate in an election.

TRANSPORTING BALLOTS FOR TABULATION



On Election Night, ballots from all voting precincts are brought to the Registrar-Recorder/County Clerk's (RR/CC) headquarters in Norwalk for tabulation.

After the polls close at 8 p.m., pollworkers will secure the voted ballots in sealed ballot boxes and account for unused ballots. Pollworkers will also separately package Vote by Mail ballots that were dropped off at the polls and provisional ballots. All materials and quantities are accounted for in the Official Ballot Statement. Then pollworkers transport ballots and supplies to designated Check-In Centers located throughout the County.

Sheriff Deputies transport the voted ballots from the Check-In Centers by car, helicopter or boat to Norwalk. Ballots come in from as far away as Lancaster, Palmdale and Catalina Island.

Between 10:30 – 11:30 p.m. a large number of ballots begin to arrive at the RR/CC HQ.

Prior to tabulation, all ballots must be checked in, removed from boxes, inspected and prepared for counting.

Ballots are moved to the tabulation center in a continuous flow. There, operators load the ballot cards onto card readers.

There are 18 counting stations, each with two card readers, for a total of 36 card readers.

CANVASS: FINALIZING THE VOTE

Election Night

After polling places close at 8:00 p.m. on Election Day, all voted ballots are sealed, secured and transported by Sheriff's deputies to be centrally tabulated at the RR/CC headquarters: 12400 Imperial Hwy., Room 3002, Norwalk, CA 90650. Election Night counts include ballots at the polling places as well as Vote by Mail ballots received and processed up until Monday before Election Day.

Finalizing the Official Vote Tally (Canvass)

Counting votes does not end on Election Night. The RR/CC makes sure all ballots cast are counted. After Election Night there are tens of thousands of ballots that need to be counted, including Vote by Mail ballots received on Election Day, provisional ballots, write-in ballots, and damaged ballots. These ballots are counted during the 30-day period known as the Official Election Canvass. Provisional ballots require additional review to verify voters are eligible to vote and write-in ballots were cast for qualified candidates.

California state law requires the RR/CC to complete and certify the results within 30 days. This provision of the law recognizes the complexity of completing the ballot count and conducting a thorough audit of the election results to ensure accuracy.

The RR/CC realizes it is difficult for candidates/campaigns involved in close contests to wait for results of the election. The legally mandated processes described above are utilized to guarantee that every vote is counted and included in the official final election returns.

Auditing the Election Results

By law, a random sample of ballots from every election must be manually tallied to verify Election Night machine counts. A minimum of all ballots cast in one percent (1%) of the precincts is included in this process, which is known as the 1% Manual Tally Audit. The 1% Manual Tally Audit is open to the public. (E.C. 15360)

Public Observation

Every citizen has the right to observe the Official Election Canvass process. Candidates and the public are invited to observe the ballot counting and auditing process by joining the Election Observer Program. The program is part of Los Angeles County's commitment to conducting open and transparent elections. Election observers have the opportunity to observe the logic and accuracy testing of the election systems equipment, Vote by Mail ballot processing, Election Day activities at polling places and Check-In Centers, tally center operations and post-election processing. To learn more, the Election Observer Panel Plan is available online at LAvote.net.

ELECTION CANVASS SCHEDULE

Ballot Counting Updates

Outstanding ballot counting takes place throughout the canvass period.

<p>NOV 11</p>	<p>1 PM First Ballot Counting Update</p>	<p>NOV 25</p>	<p>1 PM Fifth Ballot Counting Update</p>
<p>NOV 15</p>	<p>1 PM Second Ballot Counting Update</p>	<p>NOV 28</p>	<p>1 PM Sixth Ballot Counting Update</p>
<p>NOV 18</p>	<p>1 PM Third Ballot Counting Update</p>	<p>NOV 30</p>	<p>1 PM Seventh Ballot Counting Update (If necessary)</p>
<p>NOV 22</p>	<p>1 PM Fourth Ballot Counting Update</p>	<p>DEC 2</p>	<p>10 AM Eighth Ballot Counting Update (If necessary)</p>

Ballot counting starts at 1PM.

Key Dates

<p>NOV 10</p>	<p>The Official Canvass begins</p>
<p>DEC 2</p>	<p>The RR/CC is tentatively scheduled to certify election results</p>
<p>DEC 6</p>	<p>The Board of Supervisors is tentatively scheduled to declare the election results official</p>

REQUESTING A RECOUNT

Who can request a recount?

Any voter of the state may file a request. (E.C. § 15620) For more information download our booklet at LAvote.net.

Timing of Request

The request must be filed within five (5) calendar days, after the certification of the official canvass. The RR/CC is not open on weekends or holidays. If the deadline falls on the weekend or holiday, the date will be moved to the next business day. (E.C. § 15)

Exceptions

- For statewide recount contests, the request may be filed with the Secretary of State's Office within five (5) days beginning on the 31st day after the election. (E.C. § 15621)
- If election is conducted in more than one county the request may be filed within five (5) days beginning on the 31st day after the election. (E.C. § 15620)

Notice of Recount

A notice stating the date and place of the recount will be posted by the elections official at least one day prior to the recount. (E.C. § 15628)

Notices are issued to the following parties:

- All candidates for the office being recounted.
- Authorized representatives for presidential candidates, if the race for presidential delegates is to be recounted.
- Proponents of any initiative or referendum or persons filing ballot arguments for or against any initiative, referendum or measure to be recounted.
- Secretary of State if the recount is for candidates for any state or federal office, delegates to a national convention, or any state measure.